



Athletics Update



Coppell ISD Athletics





UIL & CISD ATHLETIC ALIGNMENTS

District 6-6A, 2020-2022 UIL Alignment

Coppell, Flower Mound, Flower Mound Marcus, Hebron, Lewisville, Plano, Plano East, Plano West

2022–2024 UIL Realignment

Coppell ISD's next district realignment will take place in spring of 2022 (February)

New Middle School Alignment, first year 2021-2022

Carroll ISD, Coppell ISD, Keller ISD, and Northwest ISD

Successful Introduction of Girls and Boys Wrestling

University Scholastic League Newest Recognized Sport

Water Polo, 2022-2023 School Year



2020-2021 PARTICIPATION

**Middle School
&
High School**



Total CISD Athletes: 2,424

High Schools Athletes (9-12): 1,245

Middle School Athletes (7-8): 1,179

**High Schools Enrollment Athlete
Percentage: 29%**

**Middle School Enrollment Athlete
Percentage: 37%**



2020-2021 PARTICIPATION

Middle School & High School



Total Middle School Teams: 102

Total High School Teams: 59

Middle School Sports: B&G Basketball, B&G Cross Country, Football, B&G Soccer, Volleyball, and B&G Wrestling

High School Sports: Baseball, B&G Basketball, Cross Country, Football, Golf, B&G Soccer, Softball, Swim & Dive, Tennis, B&G Track, Volleyball, and Wrestling



Athletic Programs as Integral Part of Overall Educational Experience



POSITIVE EFFECTS OF ATHLETIC PARTICIPATION IN SCHOLASTIC STUDENTS COMPARED TO NON-ATHLETES OR GENERAL POPULATION:

- **Better Determination of Earning Potential, Positive Health Outcomes, and Social Inclusion**
- **Higher Grades/GPAs and Fewer Failing Grades**
- **Better Attendance and Fewer Tardies**
- **Fewer Discipline Referrals, Less Difficulty Completing Homework, and Better Attention Paid in Class**
- **Higher Graduations Rates and Reduced Drop-Out Rates**
- **More Likely to Have Positive Relationships with School Personnel**
- **Less Likely to be Involved in Risky or Delinquent Behavior**



Athletic Programs as Integral Part of Overall Educational Experience (continued)



POSITIVE EFFECTS OF ATHLETIC PARTICIPATION IN SCHOLASTIC STUDENTS COMPARED TO NON-ATHLETES OR GENERAL POPULATION:

- **Improved Self-Esteem, Self-Confidence, Self-Respect, and Competitive Spirit**
- **Improved Race Relations (organic opportunity to work through elimination of oblivious or ignorant attitudes and behaviors)**
- **Long Term, Positive Educational Trajectories and Likelihood Go to College**
- **More Likely than Non-Athletes to Earn a Bachelor's Degree**
- **Athletics an “Unofficial Training” Separating Participants in Work Ethic, Persistence, Educational Attainment, Higher Wages Ceilings, and Placement in Occupations Where Wages More Likely to be Associated with Individual Job Performance.**



CONNECTING CISD ATHLETICS AND ACADEMICS



“A” or “A/B” HONOR ROLL:

High School and Middle School - 66%

High School - 60%

Middle School - 73%



COPPELL HIGH SCHOOL ATHLETIC PROGRAM SUCCESS (Last 5 Years)

BASEBALL

- 37 Academic All-State Selections, 32 All-District Selections
- 5 Playoff Appearances, 2 Regional Appearance, 2 District Championships

BOYS BASKETBALL

- 17 Academic All-State Selections, 15 All-District Selections
- 5 Playoff Appearances, 2 Tournament Championships, 3 District Championships
- Clint Schnell - 3 Time Coach of the Year, 3 Time District Chair

BOYS SOCCER

- 42 Academic All-State Selections, 34 All-District Selections
- 5 Playoff Appearances, 1 State Appearance, 2 Regional Appearances
- James Balcom - 2020 Regional Director for TASCOS Board of Soccer Coaches, 2018 All-Star Game Coach

CROSS COUNTRY

- 58 Academic All-State Selections, 44 State Qualifiers, 70 Regional Qualifiers
- 6 State Appearances, 8 Regional Appearances, 6 District Championships
- Nick Benton - 2018 Texas USA Cross Country & Track Coach of the Year

FOOTBALL

- 64 Academic All-State Selections, 4 All-State Selections, 99 All-District Selections
- 4 Playoff Appearances, 1 District Championship, 2 Regional Appearances
- Mike DeWitt - 1 Time Coach of the Year, 2017 Tom Landry Award Winner (Success & Character)



COPPELL HIGH SCHOOL ATHLETIC PROGRAM SUCCESS (Last 5 Years)

GIRLS SOCCER

- 40 Academic All-State Selections, 8 All-State Players, 59 All-District Selections
- 5 Playoff Appearances, 3 Regional Appearances, 3 District Championships

GOLF (Boys & Girls)

- 21 Academic All-State Selections, 45 All-District Selections
- 2 State Appearances, 2 Regional Championships, 6 Regional Appearances, 1 District Championship

GIRLS BASKETBALL

- 16 Academic All-State Selections, 17 All-District Selections
- 2 Playoff Appearances

SOFTBALL

- 11 Academic All-State Selections, 22 All-District Selections
- 3 Playoff Appearances, 1 Tournament Championships, 2 District Championships, 2 Regional Appearances
- Mike Dyson - 2 Time Coach of the Year

SWIMMING

- 65 Academic All-State Selections, 5 State Qualifiers, 97 Regional Qualifiers, 15 District Champions
- 1 District Championship
- Marieke Mastebroek - 1 Time Coach of the Year



COPPELL HIGH SCHOOL ATHLETIC PROGRAM SUCCESS (Last 5 Years)

TENNIS (Boys & Girls)

- 99 Academic All-State Selections, 64 All-District Selections, 1 Individual State Placer, 30 Regional Qualifiers
- 3 District Championships, 5 Regional Appearances
- Rich Foster - 3 Time Coach of the Year, Kim Enockson Integrity Award (state-wide winner from TSTCA)

TRACK (Boys & Girls)

- 35 Academic All-State Selections, 15 State Qualifiers, 354 Area Qualifiers
- 1 Regional Championship, 4 Area Championships, 6 District Championships
- Karl Pointer - 2019 NFHS State Track Coach of the Year

VOLLEYBALL

- 27 Academic All-State Selections, 31 All-District Selections
- 5 Playoff Appearances, 1 Regional Appearance, 1 District Championship

WRESTLING

- 57 Academic All-State Selections, 87 All-District Selections, 37 Individual District Champs, 47 State Qualifiers, 13 State Placers, 1 State Champion
- 6 District Titles (5 Girls, 1 Boys), 2 Regional Titles, 4 State Top 10 Finishes
- Chip Lowery - THSWCA Board Member, 5 Time Coach of the Year, 2 Time Regional Coach of the Year, Member of Texas Wrestling Hall of Fame



Our Mission:

Working together, we are committed to creating profound learning experiences for each child, while nurturing meaningful relationships, to positively impact our world.

Our Values:



REDEFINING
SUCCESS

WE VALUE
EACH
INDIVIDUAL'S
CONTRIBUTION
BECAUSE
SUCCESS
CAN BE
DIFFERENT
FOR EVERYONE.



RELATIONSHIPS

WE VALUE
AUTHENTIC
RELATIONSHIPS.
WHEN WE
INVEST
IN EACH
OTHER
WE LEARN
AND FLOURISH.



GREAT
TEACHING

WE VALUE
GREAT
TEACHING
BECAUSE WE
BELIEVE
IT IS KEY TO
DEEP
LEARNING.



ENGAGEMENT

WE VALUE
COLLECTIVE
ENGAGEMENT
THAT POSITIVELY
IMPACTS
THE LIVES
OF OUR
CHILDREN
AND OUR
WORLD.



Fine Arts Update



Fine Arts - PROGRAM SCOPE

Elementary

Art (K-5)

Music (K-5)



Secondary

Art (6-12)

Band (6-12)

Choir (6-12)

Theatre (6-12)

Dance (9-12)





Fine Arts - THE 5 C'S

The “5 C’s” of Fine Arts education are

Creativity

Collaboration

Confidence

Critical Thinking

Cultural Awareness and Empathy



Fine Arts - WHY ARTS?

The Arts impact academic performance.

Across all grade levels, students enrolled in Fine Arts courses attend school more regularly. High school students experience the greatest impact with a 3.3% greater attendance rate, the equivalent of an additional week of school each year.

Additionally, students who complete more Arts courses have up to 15% higher passing rates on standardized tests than students with fewer Arts courses.

Voters believe Arts Education is a wise investment of tax dollars.

In a 2018 survey, 84% of Texas voters agree that the Arts are a very important part of a student's education, and 73% favor increased state funding for the arts in Texas public schools.



Fine Arts - WHY ARTS?

The creative workforce fuels the economy.

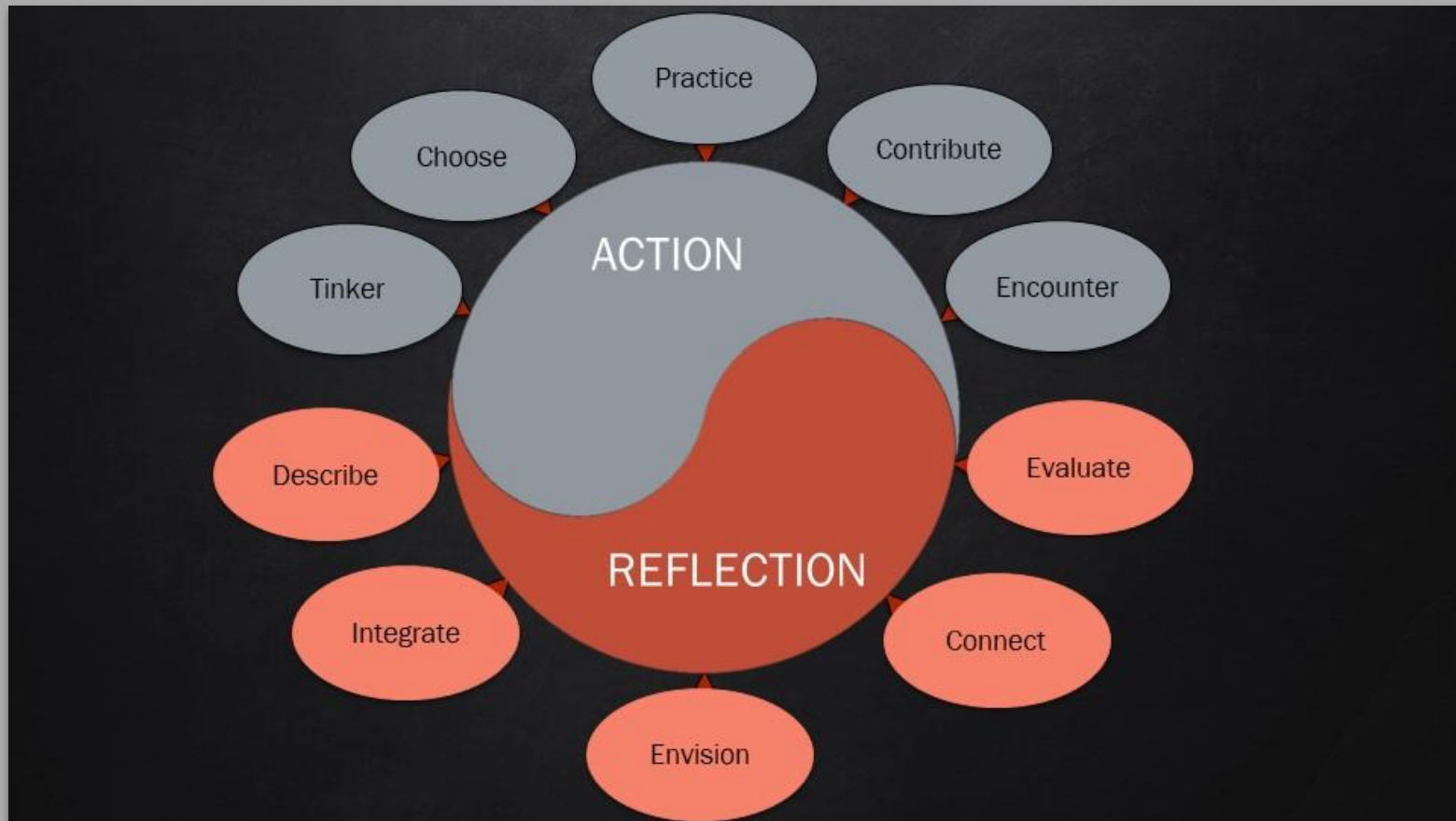
Arts Education prepares the 21st century workforce by developing creativity, innovation, critical thinking, problem solving, communication, and collaboration. The creative sector in Texas employs nearly 800,000 innovation workers, which represents one in 15 jobs. Average annual earnings for some creative sector occupations are almost double those of workers in non-creative sector jobs.

The Arts generate growing tax revenue for Texas.

The Texas Arts and Culture Industry has grown more than 15% over the past decade, generating \$5.59 billion for the Texas economy and nearly \$350 million in state sales tax revenue in 2017. People moving to Texas choose to live in communities where the Arts are strong.



Fine Arts - SOCIAL+EMOTIONAL LEARNING





Fine Arts - ELEMENTARY ENGAGEMENT

ELEMENTARY ENGAGEMENT

At the elementary level, each student receives weekly instruction in Art and Music.

Additionally, there are a number of elective programs students can engage in during their elementary years, including the CISD Elementary Honor Choir, campus-based percussion ensembles, and vocal ensembles.

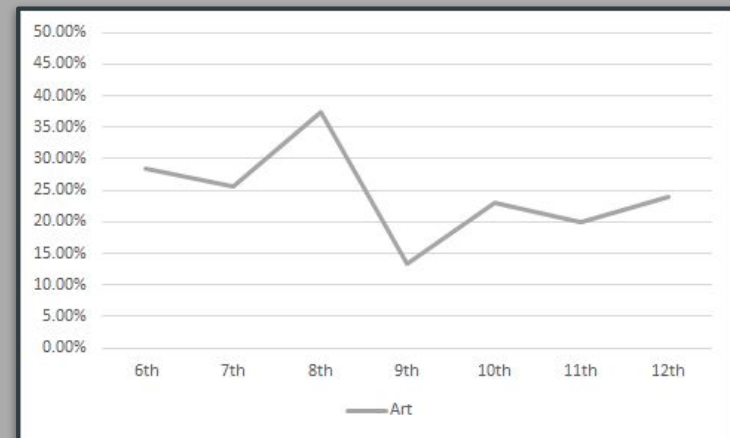


Fine Arts - SECONDARY ENGAGEMENT

SECONDARY ENGAGEMENT

At the secondary level, each student is required to enroll in at least one credit of Fine Arts for both middle and high school.

Area	Art	Band	Choir	Dance	Theatre	Not Engaged
6th	28.50%	24.53%	13.16%	0.00%	20.93%	12.88%
7th	25.66%	19.17%	10.34%	0.00%	11.84%	32.99%
8th	37.51%	18.71%	12.07%	0.00%	12.44%	19.26%
9th	13.38%	12.00%	6.44%	15.68%	14.30%	38.20%
10th	23.00%	16.00%	11.00%	18.54%	20.00%	11.46%
11th	20.00%	18.00%	15.00%	5.93%	16.00%	25.07%
12th	24.00%	17.00%	15.00%	1.86%	14.00%	28.14%



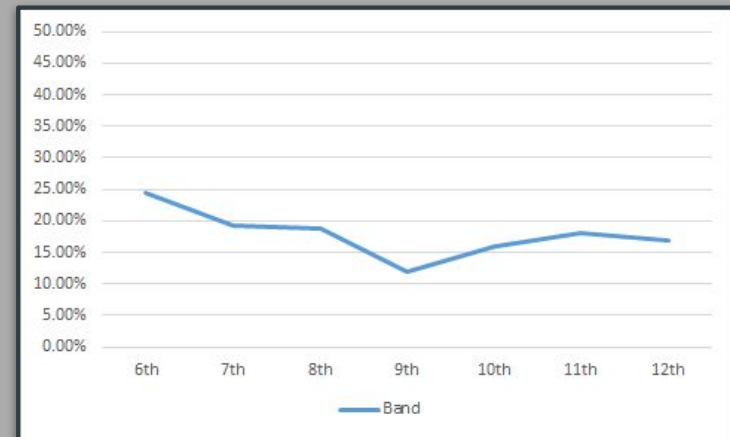


Fine Arts - SECONDARY ENGAGEMENT

SECONDARY ENGAGEMENT

At the secondary level, each student is required to enroll in at least one credit of Fine Arts for both middle and high school.

Area	Art	Band	Choir	Dance	Theatre	Not Engaged
6th	28.50%	24.53%	13.16%	0.00%	20.93%	12.88%
7th	25.66%	19.17%	10.34%	0.00%	11.84%	32.99%
8th	37.51%	18.71%	12.07%	0.00%	12.44%	19.26%
9th	13.38%	12.00%	6.44%	15.68%	14.30%	38.20%
10th	23.00%	16.00%	11.00%	18.54%	20.00%	11.46%
11th	20.00%	18.00%	15.00%	5.93%	16.00%	25.07%
12th	24.00%	17.00%	15.00%	1.86%	14.00%	28.14%



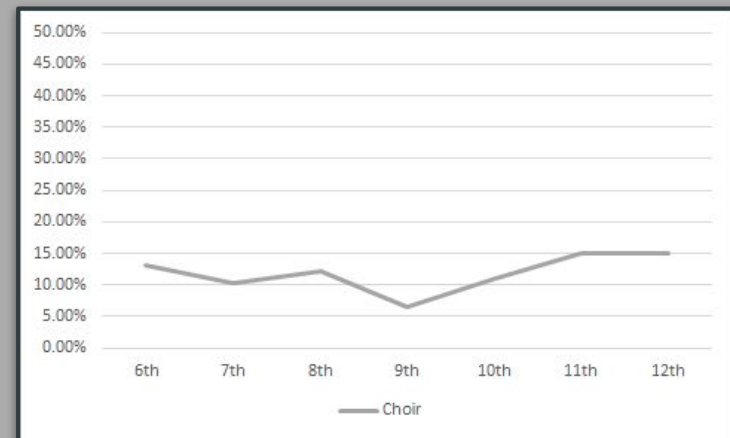


Fine Arts - SECONDARY ENGAGEMENT

SECONDARY ENGAGEMENT

At the secondary level, each student is required to enroll in at least one credit of Fine Arts for both middle and high school.

Area	Art	Band	Choir	Dance	Theatre	Not Engaged
6th	28.50%	24.53%	13.16%	0.00%	20.93%	12.88%
7th	25.66%	19.17%	10.34%	0.00%	11.84%	32.99%
8th	37.51%	18.71%	12.07%	0.00%	12.44%	19.26%
9th	13.38%	12.00%	6.44%	15.68%	14.30%	38.20%
10th	23.00%	16.00%	11.00%	18.54%	20.00%	11.46%
11th	20.00%	18.00%	15.00%	5.93%	16.00%	25.07%
12th	24.00%	17.00%	15.00%	1.86%	14.00%	28.14%



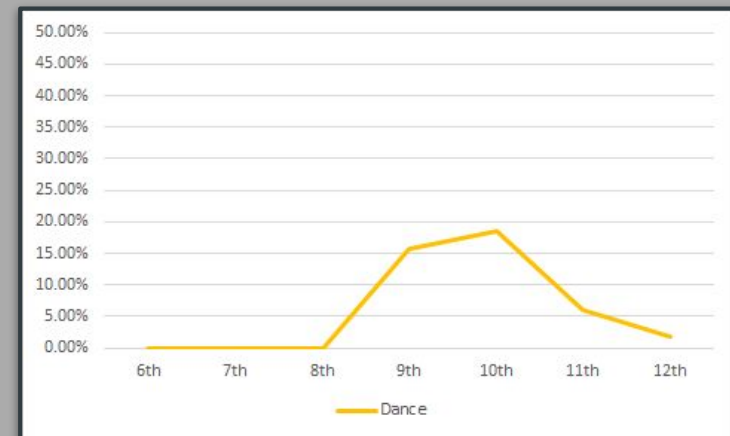


Fine Arts - SECONDARY ENGAGEMENT

SECONDARY ENGAGEMENT

At the secondary level, each student is required to enroll in at least one credit of Fine Arts for both middle and high school.

Area	Art	Band	Choir	Dance	Theatre	Not Engaged
6th	28.50%	24.53%	13.16%	0.00%	20.93%	12.88%
7th	25.66%	19.17%	10.34%	0.00%	11.84%	32.99%
8th	37.51%	18.71%	12.07%	0.00%	12.44%	19.26%
9th	13.38%	12.00%	6.44%	15.68%	14.30%	38.20%
10th	23.00%	16.00%	11.00%	18.54%	20.00%	11.46%
11th	20.00%	18.00%	15.00%	5.93%	16.00%	25.07%
12th	24.00%	17.00%	15.00%	1.86%	14.00%	28.14%



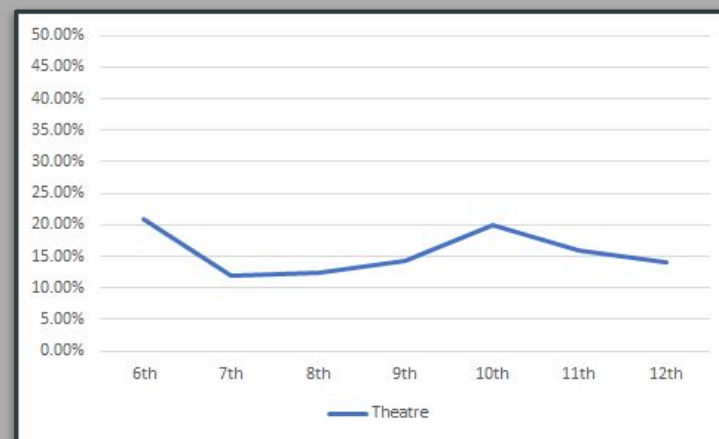


Fine Arts - SECONDARY ENGAGEMENT

SECONDARY ENGAGEMENT

At the secondary level, each student is required to enroll in at least one credit of Fine Arts for both middle and high school.

Area	Art	Band	Choir	Dance	Theatre	Not Engaged
6th	28.50%	24.53%	13.16%	0.00%	20.93%	12.88%
7th	25.66%	19.17%	10.34%	0.00%	11.84%	32.99%
8th	37.51%	18.71%	12.07%	0.00%	12.44%	19.26%
9th	13.38%	12.00%	6.44%	15.68%	14.30%	38.20%
10th	23.00%	16.00%	11.00%	18.54%	20.00%	11.46%
11th	20.00%	18.00%	15.00%	5.93%	16.00%	25.07%
12th	24.00%	17.00%	15.00%	1.86%	14.00%	28.14%



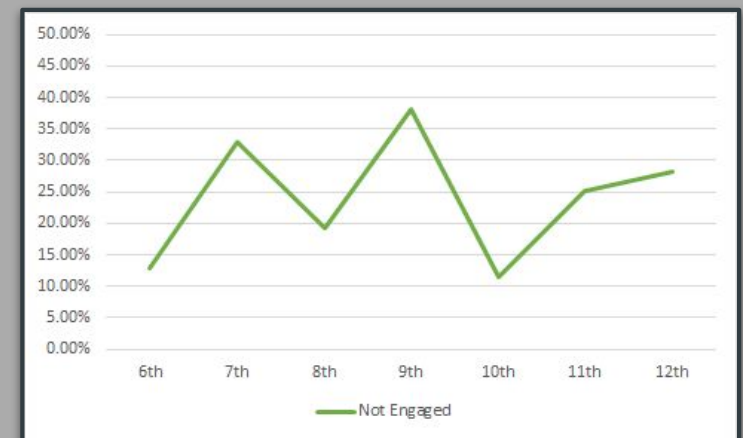


Fine Arts - SECONDARY ENGAGEMENT

SECONDARY ENGAGEMENT

At the secondary level, each student is required to enroll in at least one credit of Fine Arts for both middle and high school.

Area	Art	Band	Choir	Dance	Theatre	Not Engaged
6th	28.50%	24.53%	13.16%	0.00%	20.93%	12.88%
7th	25.66%	19.17%	10.34%	0.00%	11.84%	32.99%
8th	37.51%	18.71%	12.07%	0.00%	12.44%	19.26%
9th	13.38%	12.00%	6.44%	15.68%	14.30%	38.20%
10th	23.00%	16.00%	11.00%	18.54%	20.00%	11.46%
11th	20.00%	18.00%	15.00%	5.93%	16.00%	25.07%
12th	24.00%	17.00%	15.00%	1.86%	14.00%	28.14%





Fine Arts - SECONDARY ENGAGEMENT

SECONDARY ENGAGEMENT

At the secondary level, each student is required to enroll in at least one credit of Fine Arts for both middle and high school.

Area	Art	Band	Choir	Dance	Theatre	Not Engaged
6th	28.50%	24.53%	13.16%	0.00%	20.93%	12.88%
7th	25.66%	19.17%	10.34%	0.00%	11.84%	32.99%
8th	37.51%	18.71%	12.07%	0.00%	12.44%	19.26%
9th	13.38%	12.00%	6.44%	15.68%	14.30%	38.20%
10th	23.00%	16.00%	11.00%	18.54%	20.00%	11.46%
11th	20.00%	18.00%	15.00%	5.93%	16.00%	25.07%
12th	24.00%	17.00%	15.00%	1.86%	14.00%	28.14%



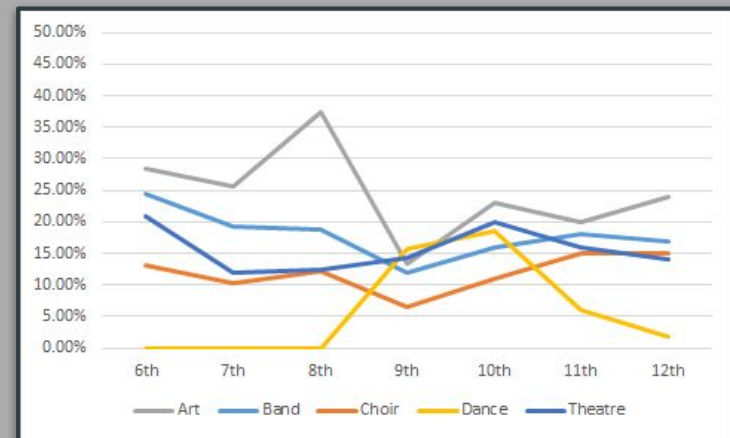


Fine Arts - SECONDARY ENGAGEMENT

SECONDARY ENGAGEMENT

At the secondary level, each student is required to enroll in at least one credit of Fine Arts for both middle and high school.

Area	Art	Band	Choir	Dance	Theatre	Not Engaged
6th	28.50%	24.53%	13.16%	0.00%	20.93%	12.88%
7th	25.66%	19.17%	10.34%	0.00%	11.84%	32.99%
8th	37.51%	18.71%	12.07%	0.00%	12.44%	19.26%
9th	13.38%	12.00%	6.44%	15.68%	14.30%	38.20%
10th	23.00%	16.00%	11.00%	18.54%	20.00%	11.46%
11th	20.00%	18.00%	15.00%	5.93%	16.00%	25.07%
12th	24.00%	17.00%	15.00%	1.86%	14.00%	28.14%

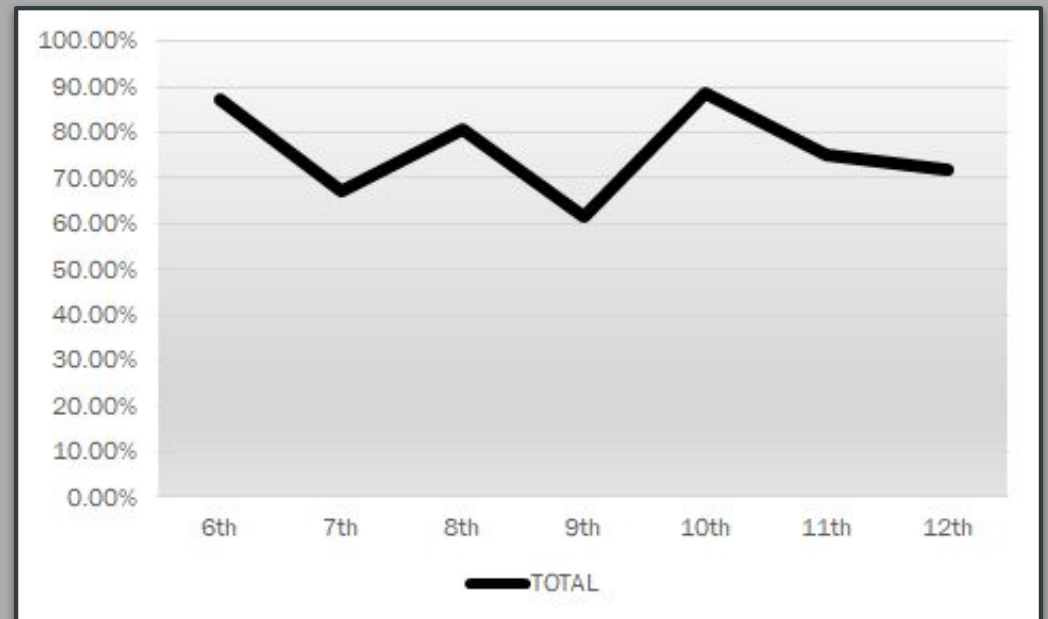




Fine Arts - SECONDARY ENGAGEMENT

SECONDARY ENGAGEMENT

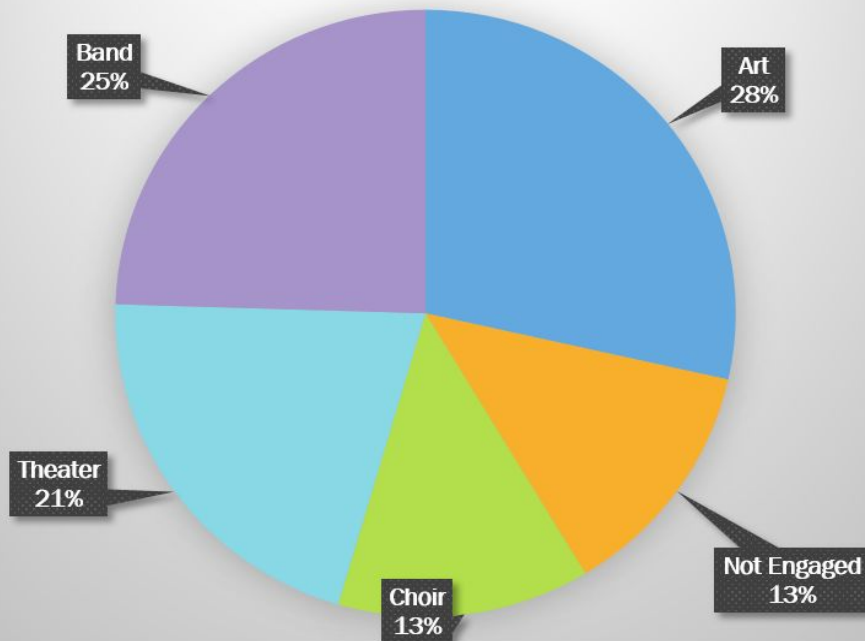
Area	TOTAL
6th	87.12%
7th	67.01%
8th	80.74%
9th	61.80%
10th	88.54%
11th	74.93%
12th	71.86%



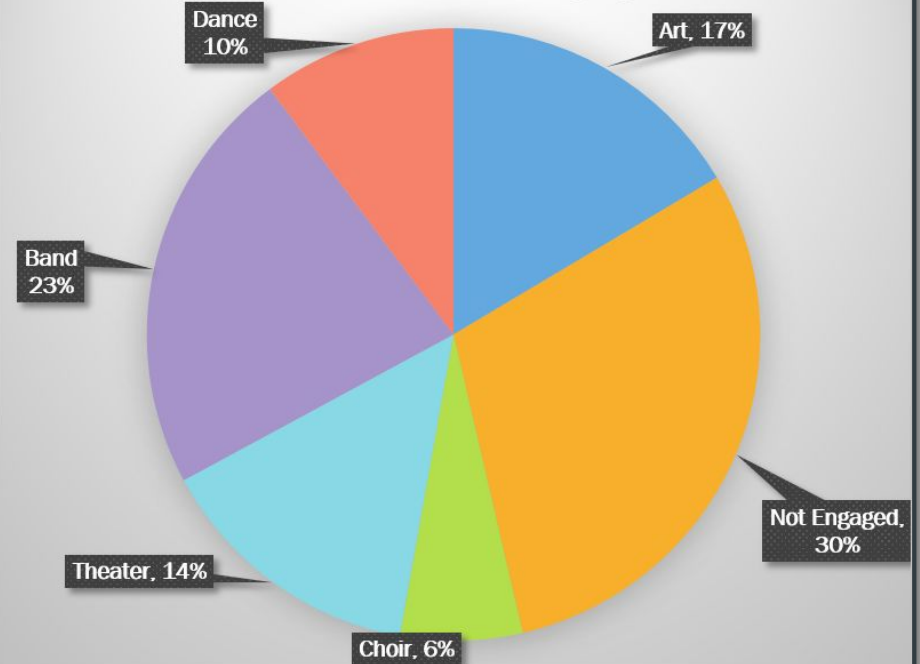


Fine Arts - 6TH AND 9TH GRADE COURSES

6th Grade Fine Arts Engagement



9th Grade Fine Arts Engagement

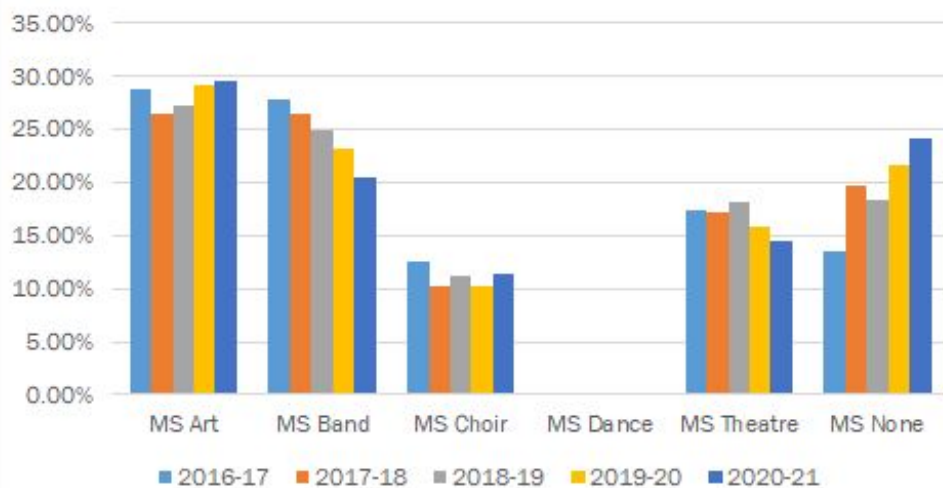




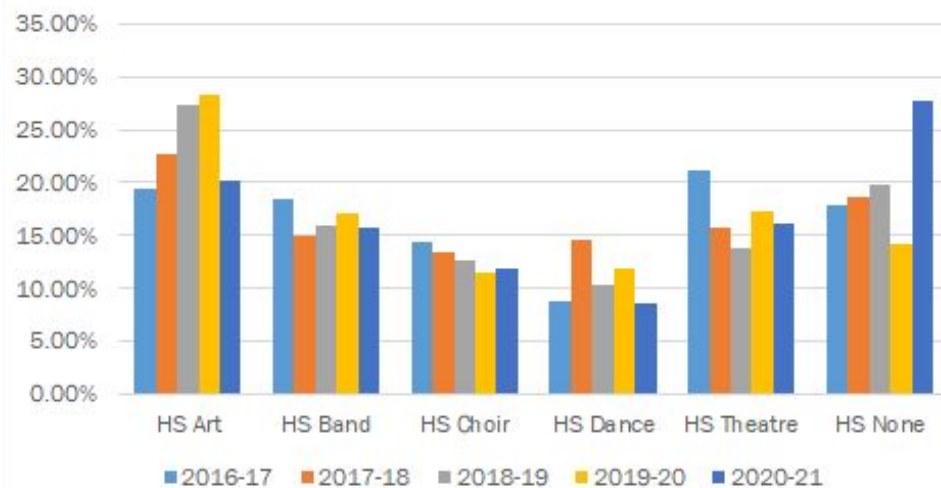
Fine Arts - SECONDARY ENGAGEMENT

SECONDARY TRENDS (2016-2021)

Middle School Fine Arts Engagement



High School Fine Arts Engagement





Fine Arts - ORCHESTRA

ORCHESTRA IN COPPELL ISD

We are continuing to study the feasibility of opening the Orchestra program in Coppell ISD. With students returning to in-person instruction for 2021-2022, and with an increased focus on how our facilities are utilized, we hope to launch the program in the near future.



Fine Arts - COLLEGE ADVANTAGES

WITH A MAJOR ACTIVITY...

Baylor University	The Ohio State University
Brigham Young	Texas A&M University
Carnegie Mellon	Texas Christian University
Columbia University	University of Florida
Cornell University	University of Houston
Dartmouth College	University of Illinois at Urbana-Champaign
Duke University	University of Oklahoma
Georgia Tech	University of Texas at Austin
Johns Hopkins	University of Texas at Dallas
Michigan State University	University of California at Los Angeles
Northwestern University	University of California at Berkeley
Penn State	University of Chicago
Princeton University	University of Michigan
Purdue University	University of Pennsylvania
Rice University	University of Southern California
Rutgers University	University of Washington
Southern Methodist University	United States Military Academy at West Point
	Yale University

WITHOUT A MAJOR ACTIVITY...

Georgia Tech
Texas A&M
Texas Tech
University of Arkansas
University of Texas at Austin
University of Texas at Dallas

Source: CISD Top 5% student futures, 2017-2021



Fine Arts - CELEBRATIONS

